

Wood Stone



Gas appliance shown with optional stainless steel mantle.

MT. ADAMS 5'

Stone Hearth Cooking Appliance



Job Name

Model

WS-MH-5

Item#

Hearth Capacity

8" pizzas	10-11
10" pizzas	8-9
12" pizzas	6
16" pizzas	2

Assuming 5-minute cook times, the approximate maximum hourly production capacity can be calculated by multiplying the above numbers by 12.

OPTIONAL ACCESSORIES

- Doorway and Service Panel Extensions
- Stainless Steel or Black Granite Mantles
- Stainless Steel Appliance Tools
- Custom Finishes
- Exhaust Fan
- Exhaust Hood
- Wood Burning Option
- Custom Wood Burning Accessories
- Multiple Opening Option

The Mt. Adams series appliance features a standard door opening 30-inches wide x 10-inches high. The inside diameter of the appliance floor is 52-inches, resulting in a 15-square-foot cooking hearth surface.

Whether heated by gas, wood or a combination of the two fuels, the dense, high-temperature ceramic formulation of which the hearth and dome are cast creates a "deep heat sink" within the chamber of the appliance. The 1,100-pound, monolithic, 4-inch thick cast-ceramic floor sits on 4-inches of rigid insulation. The 1,100-pound, monolithic dome is also cast to a thickness of at least 4-inches. The hearth and dome are connected and supported by a carefully tensioned steel exoskeleton, which ensures structural integrity and long life. The body of the appliance rests on a 12-gauge steel pan bolted to a heavy-duty, 3-inch angle iron stand. The appliance is wrapped with at least 2-inches of spun ceramic fiber insulation and enclosed (top and sides) with 16-gauge galvanized steel. The appliance arrives completely assembled and ready to set in place.

GAS-FIRED The appliance can be manufactured to burn either propane or natural gas; this must be specified at the time of order.

THE RADIANT FLAME The gas appliance is heated by an easily adjustable wall of radiant flame (105,000-BTU max.) located at the rear of the cooking chamber. User control of this ample heat input ensures the ability to balance the appliance's radiated top heat with that being conducted and radiated from the floor.

THE UNDERFLOOR IR BURNER An 83,000-BTU thermostatically controlled infrared burner can be mounted under the 4-inch thick, monolithic appliance deck to ensure high production capacity with no heat recovery issues.

The combined effect of these two heat sources makes the Mt. Adams an extremely powerful and responsive stone hearth appliance. The appliance can be equipped with either or both burners. *If only the underfloor IR burner is present, the appliance must be fueled primarily with wood burning in the chamber.* **Limited wood burning** is an option for appliances with all gas burner configurations, but *must be specified at time of order to ensure proper labeling.* All Mt. Adams Gas-Fired and Wood w/ Gas Assist appliances are ETL Listed.

WOOD-FIRED The Mt. Adams is also available simply as a Wood-Fired appliance. A hardwood fire in the chamber of the appliance is all that is needed to keep the massive ceramic interior charged with heat, even in the face of very high levels of food production.

ALL MODELS The combustion products of the Gas and/or Wood used to fuel the appliance vent through a 10-inch O.D. flue collar located above the doorway. The Mt. Adams can be direct connected to a power-ventilated, grease-rated chimney or can be vented using a Listed Type 1 exhaust hood, or one constructed in accordance with NFPA 96 and all relevant local and national codes. The appliance must be vented in accordance with all relevant local and national codes, and in a manner acceptable to the authority having jurisdiction. Models that utilize wood as a fuel source must be vented as a solid fuel appliance.



Wood Stone

An ongoing program of product improvement may require us to change specifications without notice.
Revised December 2010

WOOD STONE CORPORATION

1801 W. Bakerview Rd.
Bellingham, WA 98226 USA

Tel (800) 578-6836
Fax (360) 734-0223

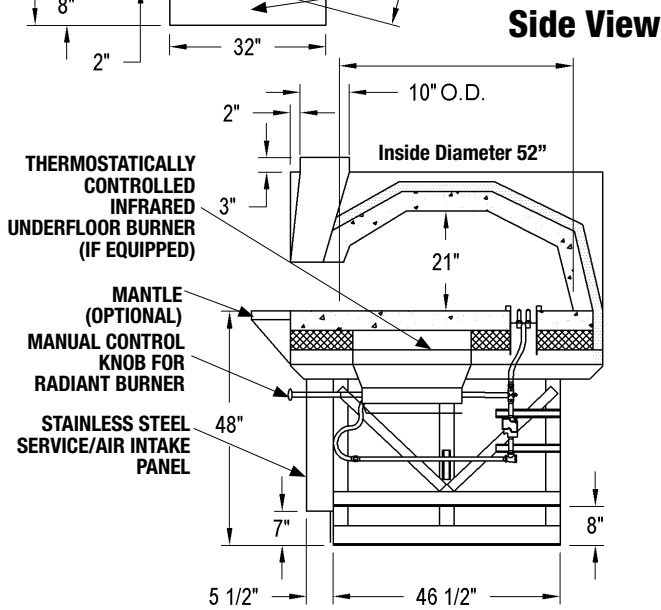
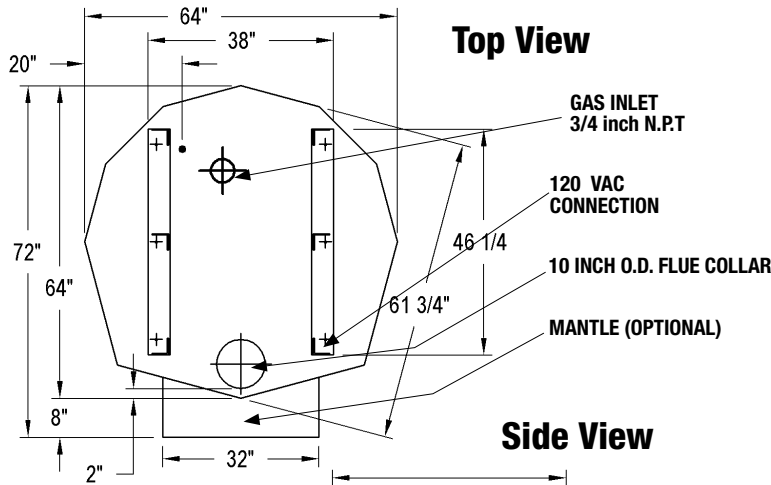
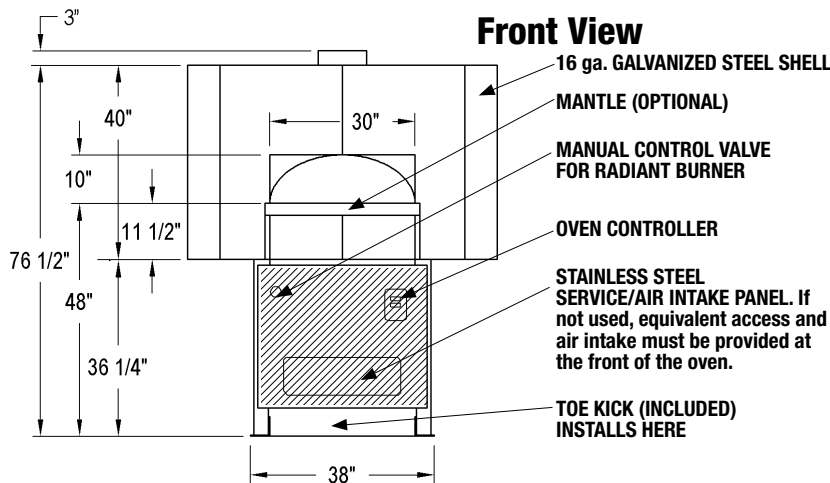
info@woodstonehome.com or visit www.woodstonehome.com



MT. ADAMS 5'

Stone Hearth Cooking Appliance

Model WS-MH-5



UTILITIES REQUIRED

Gas and Wood Gas Combination Appliances

1. 120-VAC/ 1.1-AMP Electrical Supply
2. 188,000-BTU Natural Gas Supply OR 159,000-BTU Propane (LP) Supply

Wood-fired Only

1. 120-VAC/ 1.1-AMP Electrical Supply.

FACADE INFORMATION

1. All facades or enclosures are by others; all appliances require 1-inch side clearance, and 14-inches top clearance to combustible construction. Any construction above, and 6 inches to either side of the appliance doorway, must be non-combustible.
2. Any facade or enclosure below the mantle of **Gas-Fired and Wood w/ Gas Assist appliances** must allow the following:

- a) Unobstructed access 17-inches to each side of centerline for removal of service / intake panel.
- b) Easy access to all controls.
- c) Sufficient combustion air for gas burners; see installation information for details.

VENTING INFORMATION

The Mt. Adams can be direct connected to a power-ventilated, grease-rated chimney or can be vented using a Listed Type 1 exhaust hood, or one constructed in accordance with NFPA 96 and all relevant local and national codes. The appliance must be vented in accordance with all relevant local and national codes, and in a manner acceptable to the authority having jurisdiction. Models that utilize wood as a fuel source must be vented as a solid fuel appliance.

**Unit Shipping Weight:
3,600 lbs.**

Model Number	Underfloor IR	Radiant Flame	Wood Optional	Wood Required	Gas Type
WS-MS-5-RFG-IR	X	X	-W		LP or NG
WS-MS-5-RFG		X	-W		LP or NG
WS-MS-5-W-IR	X			X	LP or NG
WS-MS-5-W				X	No GAS



An ongoing program of product improvement may require us to change specifications without notice.
Revised December 2010

WOOD STONE CORPORATION

1801 W. Bakerview Rd.
Bellingham, WA 98226 USA

Tel (800) 578-6836
Fax (360) 734-0223

info@woodstonehome.com or visit www.woodstonehome.com